

Touch and View

USB M2

MICRO SCOPE



Your skin is changing everyday.



Features

- ◆ Low-priced microscope allowing you to check your skin at home.
- ◆ You can store data of your skin in a file as you like. If you are hooked up to the Internet, you can obtain remote counseling service as well.

Touch and View USB M2 MICRO SCOPE

This low-priced microscope allows you conduct skin checks at home.

You can view the state of your skin on the display of your personal computer and monitor its changes daily.

Priced affordably, this microscope makes home skin checks possible.

You can store data of your skin in a file as you like.

You can now store data of your skin in the form of a file.


By storing data on a regular basis, you can trace changes in skin condition quite distinctly.

Moreover, you can also get an accurate grasp of the effects of cosmetics and other factors.

Remote counseling possible through the Internet

The ability to transmit image data has made remote counseling possible.

Through this counseling service, you will be able to retain your customers or even boost the number of them, thereby increasing the range of marketing activities.



Set

Basic Set

With 50× magnification lens (to check skin texture)

Skin Check Set

With 30× magnification lens (to check skin texture/pigmentation)

A wide variety of lenses for both L2 and M2

- | | |
|--------------------------------------|--|
| Actual size lens | For normal viewing of skin |
| 30× reflective/non-reflective lenses | For checking of skin (skin texture/pigmentation) |
| 50× lens | For checking of skin (skin texture) |
| 100× lens | For checking of scalp |
| 200× lens | For checking of scalp |

Application image



USB Microscope M2

CCD : 350,000 pixels
Image : 640 × 480
Moving image : 12.5 fps


Lens unit

Capture : The main unit button, soft button
Software : Still/moving image display and save; white balance, exposure, etc. can be set as the need arises

Operating environment : Win95 SE, Me, 2000, XP; Mac 8.6~10.3

Dimensions and weight : 48 × 96 × 194 mm, 200 g
Cable length : 1.8 m

Deliverables of the Set

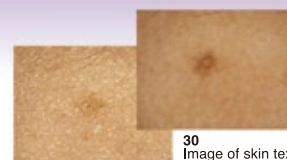


Probe, Lens, CD-ROM

Images



M30N



30 Image of skin texture (left) and pigmented spot



M50



50 Image of skin texture




M100



100 Image of scalp



M200



200 Image of scalp

SCALAR
IMPRESSIONS WORKS

For inquiries:

Scalar Corporation

Head office : 3-28-6 Yoyogi, Shibuya-ku, Tokyo 151-0053

TEL: 03-3378-6101 FAX: 03-3378-6066